

Friends and Family Test – June 2018

The Friends and Family Test is a short, two question survey that has been introduced across all NHS Trusts in the Country from March 2013.

The survey asks whether you would recommend our services to your friends and family and there are 6 answer responses.

The survey is for patients who have stayed in one of our wards overnight, visited the Emergency Department and Urgent Care Centres at Royal Blackburn Hospital and Burnley General Hospital, Maternity Service users, Community Service users and Outpatient attenders.

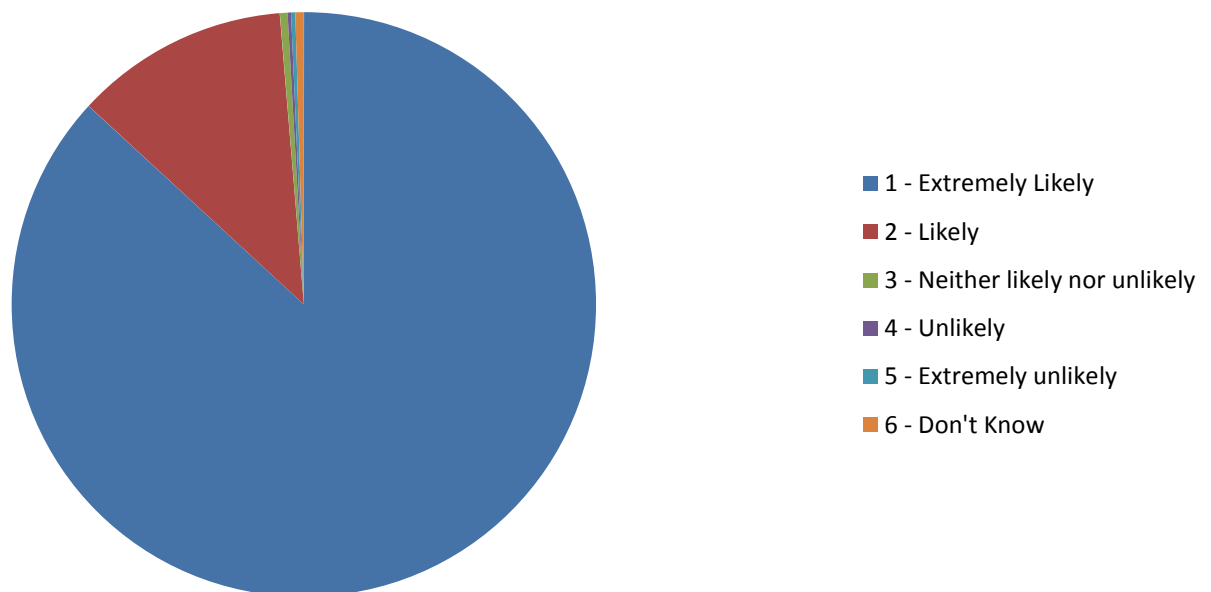
Responses

Inpatients

How likely are you to recommend our wards to friends and family if they needed similar care and treatment?

Don't know	Extremely unlikely	Unlikely	Neither likely or unlikely	Likely	Extremely Likely
10	5	4	9	253	1857

Friends & Family Results - Inpatients - June 2018



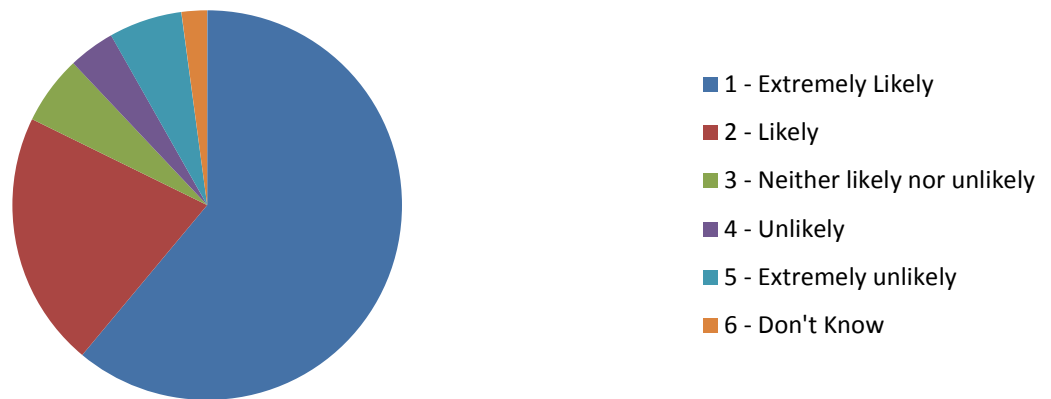
The percentage of patients who would recommend our wards to friends and family in June is 98.69%

Emergency Department

How likely are you to recommend our Emergency Department to friends and family if they needed similar care and treatment?

Don't know	Extremely unlikely	Unlikely	Neither likely or unlikely	Likely	Extremely Likely
38	109	69	102	380	1095

Friends & Family Results - Emergency Dept - June 2018



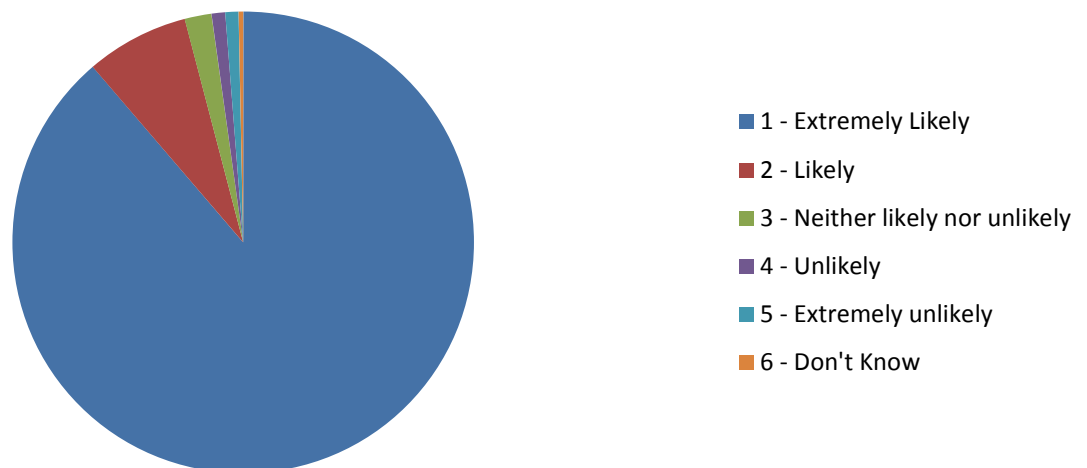
The percentage of patients who would recommend our Emergency Department to friends and family in June is 82.26 %

Maternity

How likely are you to recommend our Maternity Services to friends and family if they needed similar care and treatment?

Don't know	Extremely unlikely	Unlikely	Neither likely or unlikely	Likely	Extremely Likely
1	3	3	6	23	283

Friends & Family - Maternity - June 2018



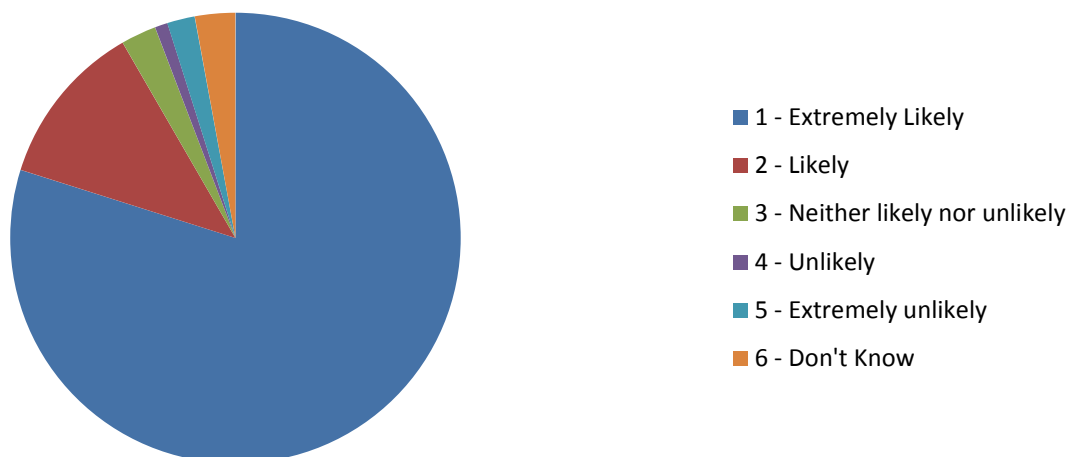
The percentage of patients who would recommend our Maternity service to friends and family in June is 95.92%

Community Services

How likely are you to recommend our Community Services to friends and family if they needed similar care and treatment?

Don't know	Extremely unlikely	Unlikely	Neither likely or unlikely	Likely	Extremely Likely
16	11	5	14	65	441

Friends & Family Results - Community - June 2018



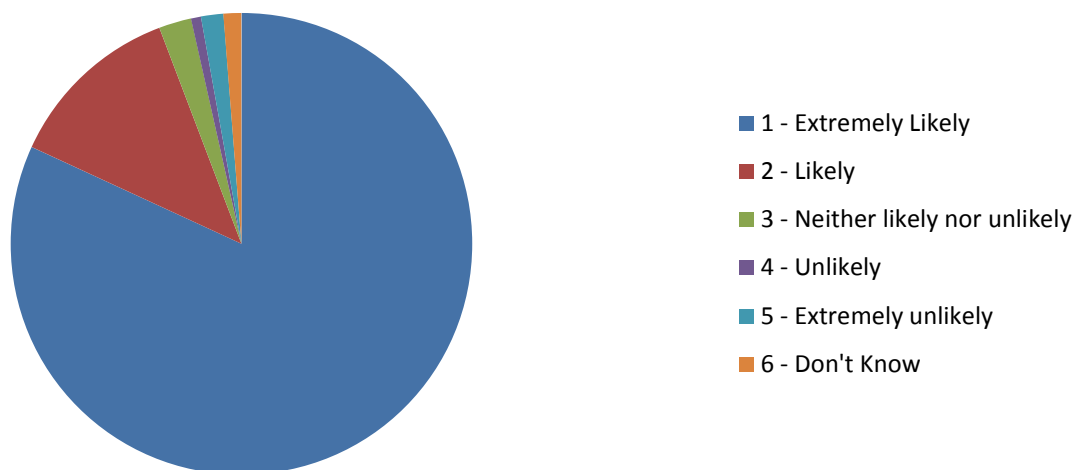
The percentage of patients who would recommend our Community services to friends and family in June is 91.67%

Outpatients

How likely are you to recommend our Outpatient Departments to friends and family if they needed similar care and treatment?

Don't know	Extremely unlikely	Unlikely	Neither likely or unlikely	Likely	Extremely Likely
16	20	9	29	158	1048

Friends & Family Results - Outpatients - June 2018



The percentage of patients who would recommend our Outpatient Departments to friends and family in June is 94.22%